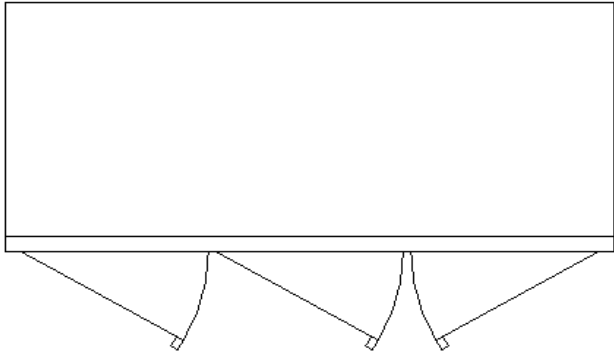


Back to index			EQUIPMENT INFORMATION SHEET				Notes and abbreviations			FOOD EQUIPMENT			Link to PDF file		
ITEM #	QTY		MODEL #	ITEM DESCRIPTION	MANUFACTURER	CONTRACTOR INFORMATION			REMARKS	UTILITY INFORMATION					
	EXT	NEW				I	F	C		ELECTRICAL	MECHANICAL: SUPPLY	MECHANICAL: WASTE			
FE112			3F	Reach-in freezer; self-contained unit electric defrost; (3) section unit.	Continental	FC		EC	Install casters & set in place. E.C. to provide cord & plug.	208V / 1 ph 9.3 amp					
										EQUIPMENT CELL INFORMATION					
										Date created:		11/6/2003			
										Date revised:		12/20/2011			
										Cell library:		Layout Common Eq.			
										Cell name(s):		CEFE112			
										Special CAD Instructions:					
										ITEM NUMBER:		FE112			

COVER SHEET

Project:
Meijer - 2011 - Continental
Refrig
***APRIL 6,2011** REVISE**

To:

From:
Stafford Smith- Kalamazoo
Carol Borst
3414 South Burdick Street
Kalamazoo, MI 49001
Phone: (269) 343-1240

ITEM# FE112 - FREEZER, REACH-IN

Continental Refrigerator Model 3F (1 REQ'D)

Freezer, reach-in, three-section, self-contained refrigeration, aluminum exterior & interior, stainless steel front & doors, standard depth cabinet, narrow full-height doors, with exterior dial-type thermometer, 5" casters, 3/4 hp

ACCESSORIES:

MFR	Qty	Model	Spec
ConRefr	1		115/208-230v/60/1
ConRefr	1		Standard warranty: 1 year parts and labor; 5 year compressor
ConRefr	1		Left Door hinged on left, center & right doors hinged on right, standard
ConRefr	1	-OOP	DELUXE pent house PLUG refrigeration system, hot gas evap with s/s coil heat in s/s water pan, interior side down duct delivers even cooling across all shelf levels. Plug style system can be easily removed from cabinet and refrigeration can be converted to freezers, and freezers to refrigerators by changing PLUG refrigeration system

ELECTRICAL

	AMPS	KW	HP	VOLTAGE	CYCLE (Hz)	DIRECT	NEMA
Electric1:							
Electric2:							

REMARKS 1:

REMARKS 2:

PLUMBING AND STEAM

GAS		STEAM INLET			STEAM RETURN	HOT WATER		COLD WATER	DRAIN SIZE(in)	
SIZE(in)	MBTUH	SIZE(in)	lb/hr	PSIG	SIZE(in)	SIZE(in)	GPH	SIZE(in)	DIRECT	INDIRECT

REMARKS:

Continental

**VALUE
LINE**
FREEZER


Operating with Environmentally Safe, CFC-free R-404A Refrigerant

Refrigerator

**REACH-IN
FREEZERS**

Standard Features


- Modern, State-of-the-Art Styling
- Performance Rated Refrigeration System Designed for 0°F Cabinet
- 3" Non-CFC Polyurethane Foam Insulation
- Chrome Plated Flow Line Handles
- Cam-Action Lift-Off Hinges
- Self-Closing Doors
- Automatic Interior Lighting
- Magnetic Snap-In Door Gasket
- Cylinder Lock in Each Door
- Automatic Electric Condensate Evaporator
- 5" Casters
- Heavy-Duty, Epoxy-Coated Steel Shelves
- External Dial Thermometer
- Automatic Electric Defrost



1F



3F



2F

Standard (S/S Front, Aluminum End Panels & Interior)
Suffix SA (S/S Exterior, Aluminum Interior)
Suffix SS (S/S Exterior & Interior)

Models Available

- Half Door
- Remote
- Pass-Thru
- Shallow Depth
- Hinged Glass Doors

Optional Features & Accessories

- Stainless Steel Case Back
- Pan Slide Assemblies
- Increased Refrigeration Systems
- Stainless Steel Shelves
- Digital Thermometer
- Rehinging of Doors
- Legs





CHARACTERISTICS	1F One Section		2F Two Section		3F Three Section	
	Reach-In	Pass-Thru	Reach-In	Pass-Thru	Reach-In	Pass-Thru
DIMENSIONAL DATA						
Net Capacity (cu. ft.)	20	20	48	48	70	70
Width, Overall (in.)	26	26	52	52	78	78
Depth, Overall (Incl. Hds.) (in.)	35 1/2	39	35 1/2	39	35 1/2	39
Depth (Less Door(s)) (in.)	32	32	32	32	32	32
Depth (Doors(s) Open 90°) (in.)	55 1/2	79	55 1/2	79	55 1/2	79
Clear Door Width (in.)	19 3/8	19 3/8	19 3/8	19 3/8	19 3/8	19 3/8
Clear Full-Door Height (in.)	58 3/8	58 3/8	58 3/8	58 3/8	58 3/8	58 3/8
Clear Half-Door Height (in.)	27 1/2	27 1/2	27 1/2	27 1/2	27 1/2	27 1/2
Height, Overall (Inc. 5" Casters)(in.)	82 1/4	82 1/4	82 1/4	85 3/4	85 3/4	85 3/4
No. of Full Door(s)	1	2	2	4	3	6
No. of Half Door(s)	2	4	4	8	6	12
No. of Shelves	3	3	6	6	9	9
Shelf Area (sq. ft.)	20.4	20.4	40.8	40.8	61.2	61.2
Tray Slide Capacity (Half)	11 ea.	11 ea.	11 ea.	11 ea.	11 ea.	11 ea.
Tray Slide Capacity (Full)	24 ea.	24 ea.	24 ea.	24 ea.	24 ea.	24 ea.

REFRIGERATION DATA

Condensing Unit Size (H.P.)	1/3	1/3	1/2	3/4	3/4	1
Capacity (BTU/Hr)*	1590	1590	2470	3575	3575	4325

ELECTRICAL DATA

Cabinet Specifications	115/60/1	115/60/1	115/60/1	115/208-230/60/1	115/208-230/60/1	115/208-230/60/1
Feed Wires (Incl. Ground)	3	3	3	4	4	4
Condensing Unit Specs.	115/60/1	115/60/1	115/60/1	208-230/60/1	208-230/60/1	208-230/60/1
Total Amperes	7.6	8.0	9.8	9.0	9.3	12.1
Cabinet Amperes	1.6	1.9	1.9	2.6	2.9	3.9
Defrost Amperes	5.2	5.2	6.5	6.5	9.6	9.6
Power Supply Cord	yes	yes	yes	no	no	no

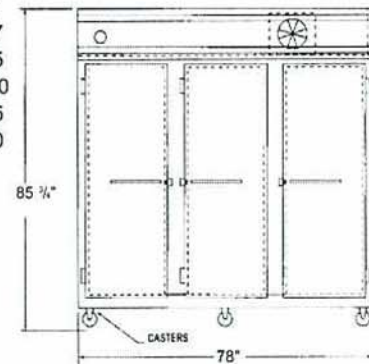
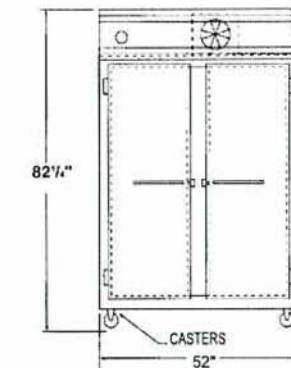
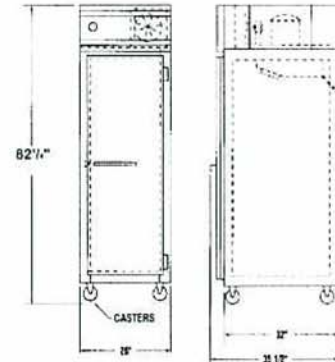
SHIPPING DATA

Height – crated (in.)	85 1/2	85 1/2	85 1/2	85 1/2	85 1/2	85 1/2
Width – crated (in.)	31 3/8	31 3/8	64	64	90	90
Depth – crated (in.)	42	42	42	42	42	42
Volume – crated (cu.ft.)	65	65	133	133	187	187
Weight Std – crated (lbs.)	325	355	555	665	790	885
Weight SS – crated (lbs.)	385	415	635	745	905	1000
Weight Std – uncrated (lbs.)	225	225	385	495	580	675
Weight SS – uncrated (lbs.)	285	315	465	575	695	790

* Rating @ -15°F Evaporator, 90° Ambient

Note: All specifications subject to change without notice.

Note: If the cabinet is located directly against wall and/or under low ceiling, a minimum clearance of 2" is required.



Continental
Refrigerator

A Division of National Refrigeration & A/C Products, Inc.
539 Dunksferry Road Bensalem, PA 19020
(800) 523-7138 Fax: (215) 244-9579
www.continentalrefrigerator.com